



**2024 Gawler Motorcycle Centre
SART Championship
Final Riders Instructions**

ROUND # 6 Beryl Pearse Reliability Trial



**RIDER SIGN ON 7.30 -9.30am
COMPULSORY RIDER BRIEFING 8.30am
FIRST COMPETITOR WILL START 9.01am**

VENUE

Farrell Flat Golf Club

Please see attached map for access and parking at the golf club. Camping is available at main control. There are powered sites at Duncan park, please support the Farrell Flat Community.





LANDOWNERS

Please respect the area you are riding and driving in. Leave no rubbish behind, and drive carefully on what will be very dusty roads, if you are spectating.

DOCUMENTS

Each Competitor shall report to Documentation check no later than 9.30am

CHECK LIST

- Documents containing receipt of payment to prove their machine is correctly registered and insured.
- Current Drivers Licence of the appropriate class.
- Please ensure you have a valid Motorcycling Australia National Licence and Club Membership, **you will be required to show your licence at sign in**, this requirement has been mandated by MA since the last reliability trial.
- Self-scrutineering form (**fully completed and signed**) **NO FORM NO RIDE !!!**

FAILURE TO PRODUCE THESE DOCUMENTS MAY INCUR EXCLUSION





TRANSPONDER TIMING

When you sign on you will be issued an envelope containing 2 transponder timing tags and your riding number. Once you receive your envelope, return to your bike and fit them as they must be fitted before entering the parc fermé. If you rode previous events, please make sure that your old tags have been removed from your bike. See tag fitting instructions attached to this document. Once you have adhered your supplied transponder tags and riding number, push your bike through the entrance to Parc fermé e past the reader to the monitor, where your entry information will be displayed. Please make sure your details are correct before moving on. If there are any errors with your entry, report any changes to documentation before starting the event. No further work can be carried out on your machine once in the Main Control area. **No other number is to be displayed on your machine.**

SCRUTINEERING

All riders will be required to complete a SELF-SCRUTINEERING FORM which must be filled in and brought to sign on.

Note that by signing the form, you are declaring your bike as complying with the MoMs, Road Traffic Authority and ADR's.

Random machine examination may take place at any time at the discretion of the Chief Scrutineer.

NOTE: All Machines, equipment and protective clothing must start in clean and good condition. If any machine, equipment, or clothing is considered to be not clean at start line, the competitor may be EXCLUDED from starting the event.

RIDERS BRIEFING

The COMPULSORY RIDER BRIEFING will be at 8.30am which will have important up to date information about the event. Rider Sign On will be stopped while the riders briefing is in progress. There will only be **ONE** riders Briefing

RIDING NUMBER

Stick on numbers will be supplied to all competitors. Each machine shall display the supplied 115mm X 90mm number.

NO OTHER NUMBERS SHALL BE DISPLAYED, THIS INCLUDES CROSSED OUT NUMBERS



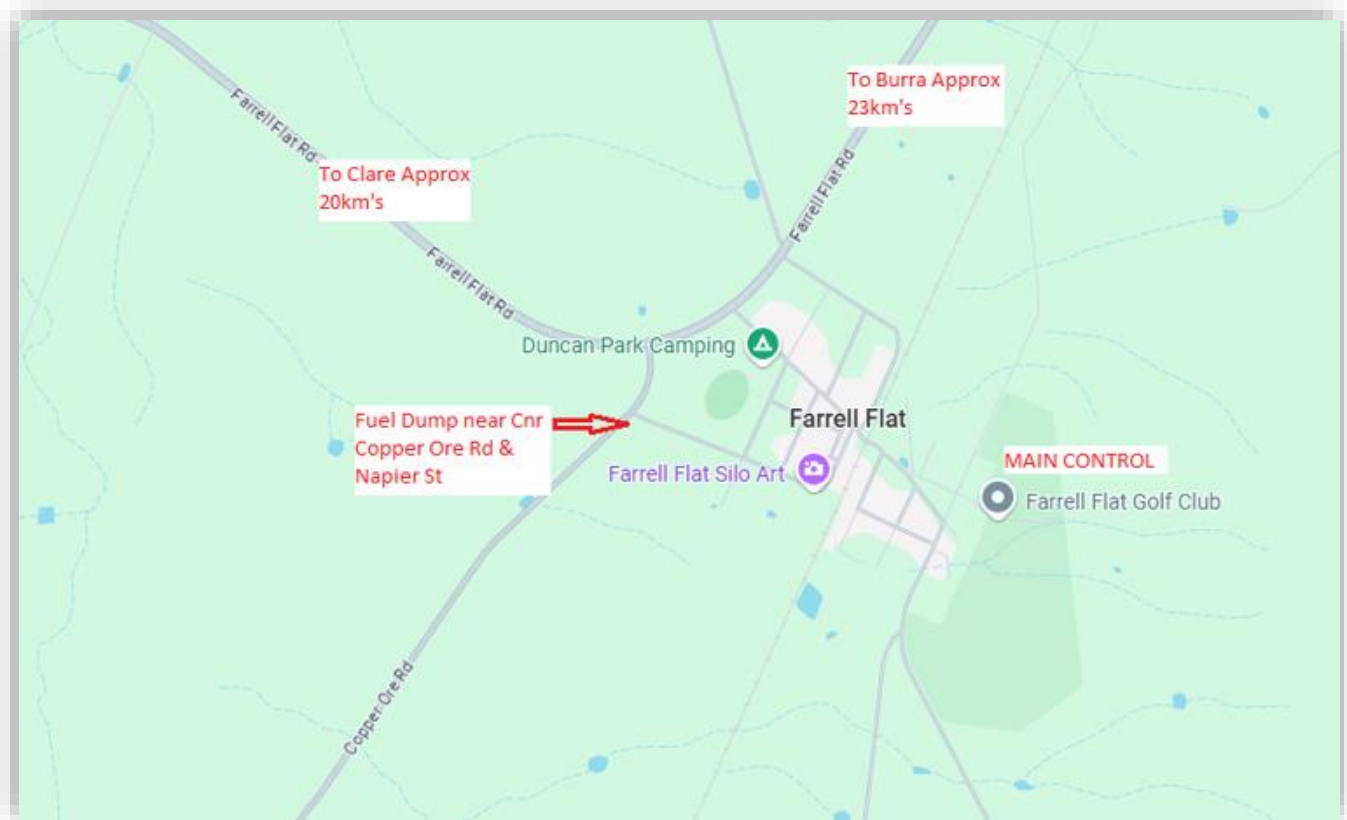


RIDING ORDER

The main event starting at 9.01am in the following order, Expert Sidecars, Clubman Sidecars, Expert Solo Clubman Solo,

FUEL & REFUELLING

Fuel shall only be taken on at official fuel stops. 1st Refuel is at end of section 4, at the corner of Copper Ore road (Mintaro Rd), and Napier St on the South West corner of Farrell Flat. Total Distance is 55 km's. 2nd Refuel is at Main Control Farrell Flat Golf Club at the end of lap 1 before entering Main control. Total distance is 57 km's.





ENVIROMATS

All competitors are required to supply and use an enviromat at both fuel stops, when refuelling and using any lubricants. Enviromats will be available to purchase from sign on if required.

SPECTATOR AREAS

There is no spectator access to sections 2&3, and the start of section 7. Please use the QR code to access a map on a mobile device. Some printed maps will be available at the sign in area.



CATERING

Clare Apex Club is catering from 7.30am with bacon and egg rolls, and steak sandwiches and sausages available at lunch time. Drinks and chocolate bars as well. Coffee, cake and biscuits from Cogwebs coffee cubicle.





NO DOGS

As the event is taking place in rural area's please note that **DOGS ARE NOT PERMITTED** at this event under Motorcycling Australia ruling.

RESULTS

The final results will be published on the SART Championship Series website. For Supp Regs, latest news & more, please visit sartchampionship.au

LIVE TIMING

This year MSA are providing live timing through "RACE RESULT" and there will be a link available on the day to follow.

EVENT INFORMATION

This year's event is being held in the Farrell Flat area, with Main Control at Farrell Flat Golf Club.



TIMES AND DISTANCES

	CONTROL NAME	KMS	MINS	MINS	COMP/TRANS	1st Rider LAP1	1st Rider LAP 2
MAIN	START (MAIN OUT)					9.01 AM	12.39 PM
C1	SPARKS IN	4	8	8	TRANS	9.09 AM	12.47 PM
C2	SPARKS OUT	4	6	6	COMP	9.15 AM	12.53 PM
C3	SOUTH GUM CREEK IN	10	15	15	TRANS	9.30 AM	1.08 PM
C4	SOUTHGUM CREEK OUT	7	11	11	COMP	9.41 AM	1.19 PM
C5	JAESCHKE IN	1	5	5	TRANS	9.46 AM	1.24 PM
C6	JAESCHKE OUT	4	6	6	COMP	9.52 AM	1.30 PM
C7	BURGE IN	18	27	27	TRANS	10.19 AM	1.57 PM
C8	BURGEOUT	4	6	6	COMP	10.25 AM	2.03 PM
C9	COOKS IN	19	40	40	FUEL then TRANS	11.05 AM	2.43 PM
C10	COOKS OUT	3	5	5	COMP	11.10 AM	2.48 PM
C11	GOSS IN	1	5	5	TRANS	11-15 AM	2.53 PM
C12	GOSS OUT	4	6	6	COMP	11.21 AM	2.59 PM
C13	MITCHELLS IN	3	7	7	TRANS	11.28 AM	3.06 PM
C14	MITCHELLS OUT	7	11	11	COMP	11.39 AM	3.17 PM
MAIN	MAIN IN	18	45	30	TRANS Including FUEL before MAIN	12.24 PM	3.47 PM
	(MAIN IN TO MAIN OUT - BREAK)	107kms	203				FINISHED
			<i>LAP 1 203 Minutes Plus 15 Minutes Main Break</i>	<i>LAP 2 188 Minutes</i>	FUEL LAP 1 BEFORE IN MAIN		
			52 KMS TO FIRST FUEL	55 KMS TO SECOND FUEL			

ELECTRONIC TIMING ...will be used at this event.

TRANSPONDERS: *New adhesive transponders will be issued for each round of the series to be attached to your machine.*

PLEASE REMOVE PREVIOUSLY FITTED TRANSPONDERS FROM YOUR MACHINE AND ANY REMAINING GLUE RESIDUE FOR THE BEST POSSIBLE ADHESION.

You will be issued an envelope containing 2 new adhesive transponders at sign on. One is to be placed at the front and the other at the rear of your machine.

For the best possible detection of your riding number, it is important you adhere the Transponders in the correct location and orientation. The best detection can be achieved by adhering the transponder to a clean area on your machine where there are no graphics. Chrome graphics will render the transponder non detectable, please ask for assistance before placing the transponder on any heavy graphics. (Refer to the diagrams in this document)

SECTION START: Your scheduled competitive section start time is recorded when you leave the Control. Your actual racing start time is taken once you have left the control and passed the electronic timer located at the **“START”** sign.

SECTION FINISH: Your competitive section time is complete once you have passed the second electronic timer located at the **“END”** sign.

After passing the “END” sign you must slow your machine to a safe speed before entering the end of section Control.

WARNING: You are still required to **STOP at the end Control** and have your number recorded. Failing to stop at a Control incurs a **penalty of 600 points**. Refer to RT Supplementary Rules “Section Timing”.

NOTE: There is no need to take off from a start control in an aggressive manner, or enter a finish Control inappropriately.

LIVE TIMING

Provisional Live results will be published on my.raceresult.com.

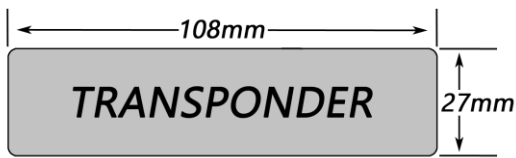
To access live timing...

- Go to sartchampionship.au and follow the “LIVE TIMING” links.
- Scan the QR code in the program or at Main Control.
- Live timing viewing will be available on screen at Main Control.

Final results published on the SART Championship Series website.

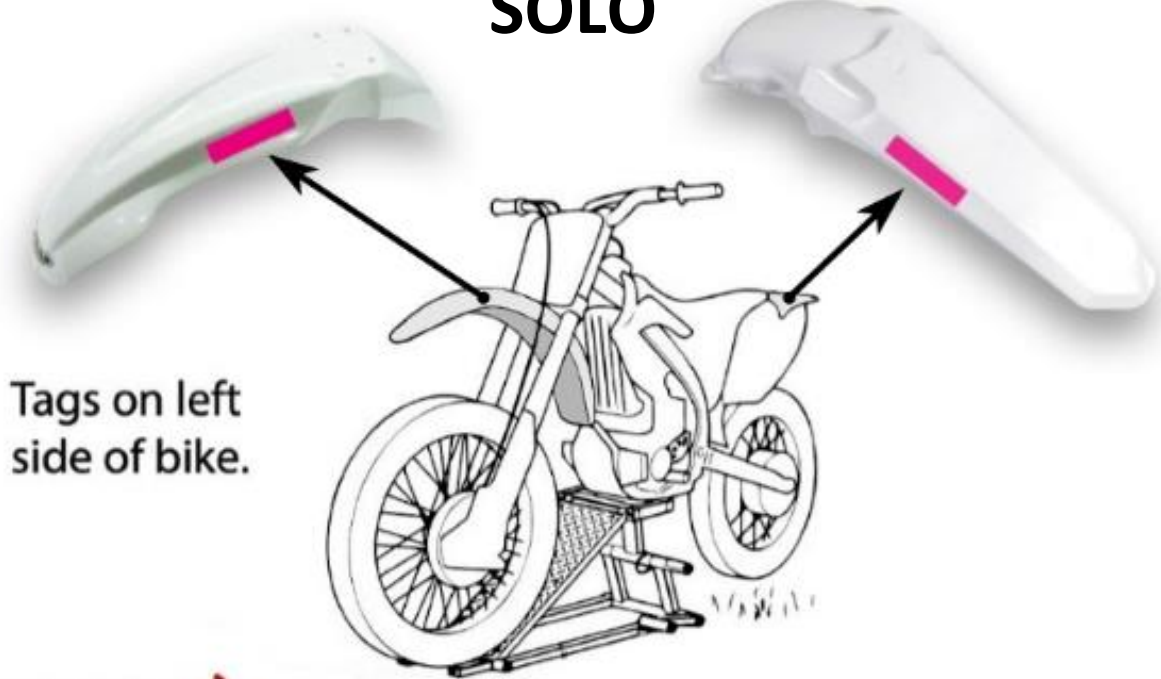
For Supp Regs, Rule Book, latest news & more, please visit sartchampionship.au

From the Timing Team



**Please leave areas clear for affixing*

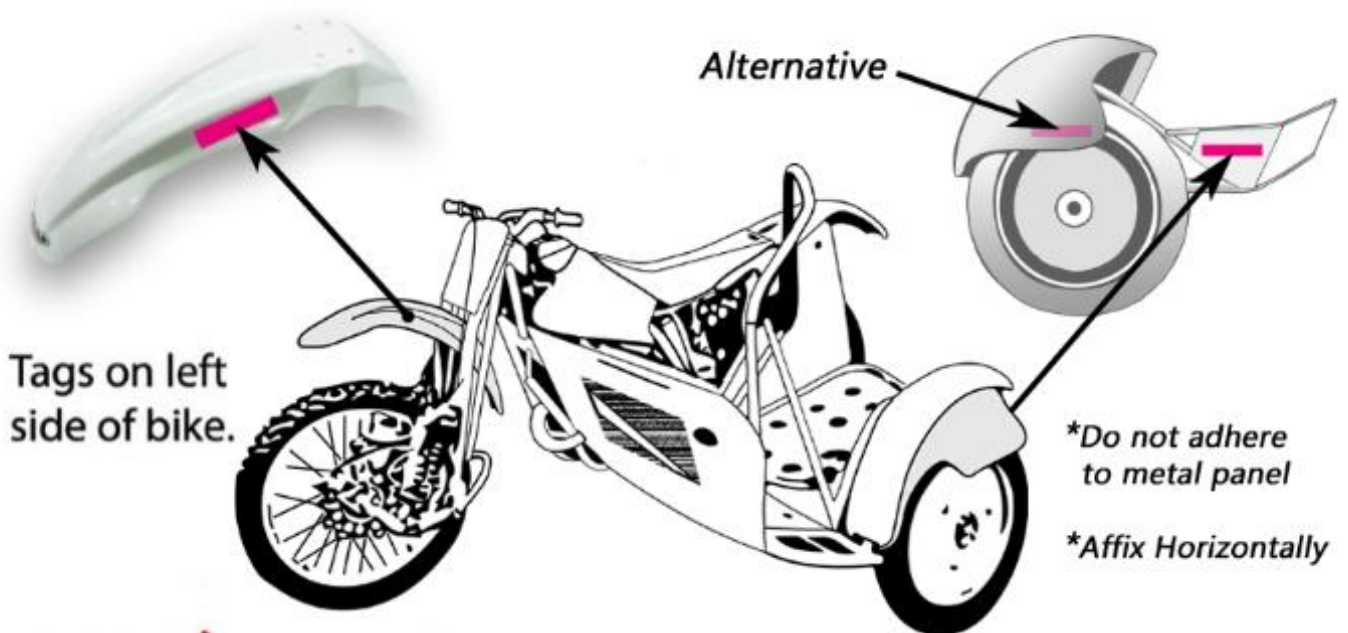
SOLO



POWERED BY
RACE RESULT

Sticky tag placement

SIDECAR



POWERED BY
RACE RESULT

Sticky tag placement

Motorcycling Australia Official Self Scrutineering Form



MX, SX, Dirt Track, Track, Flat Track, Trial & Enduro			
SCRUTINEERING FORM MUST BE COMPLETED BEFOREHAND AND PRESENTED AT SIGN ON			
EVENT			
CIRCUIT			
NAME		MAKE	
CLASS:		MODEL	
COMPETITION #		VIN	
	✓	Comment	
Fuel type			
Brakes	Front		Operational, not binding
	Rear		
Wheels	Front		Spokes tensioned correctly, no movement in wheel bearings, no cracks in rim.
	Rear		
Machine Numbers	Size		Must comply with the Manual of Motorcycle Sport
	Colour		
	Location		
Handlebars & levers		In good condition. Handlebars & Levers meet requirements listed in the Manual of Motorcycle Sport.	
Kill Switch		Working correctly	
Footrests		In good condition and not binding on pivot.	
Self-Closing Throttle		Operational	
Exhaust/Silencer/Noise		In good condition and meets sound emissions as listed in the Manual of Motorcycle Sport	
Nuts, Bolts and Fasteners		Tensioned correctly	
Helmet		In good condition and meets standard listed in the Manual of Motorcycle Sport	
Back numbers		Must be legible (if required)	
Boots		In good condition	
Protective Clothing		In good condition	
Gloves & Goggles		In good condition	
Series decal requirements		As specified in the Supplementary Regulations	
Headlight & Taillight		When required must be working (Enduro Only)	
I acknowledge the importance of my protective clothing, equipment and Machine being in good condition and fit for the purpose of taking part in this Event, and I further acknowledge that I alone am responsible for my protective clothing, equipment and Machine being and remaining fit for purpose throughout the Event.			
SIGNED BY PARENT/GUARDIAN:			
DATE	Printed Name:		
SIGNED BY RIDER:			
DATE	Printed Name:		
NOTE:			
1. Random scrutineering will be conducted on machines and rider safety gear across all classes throughout the event			
2. Incomplete forms will not be accepted.			
3. One scrutineering sheet must be completed per machine.			
4. For juniors both the rider and parent or guardian must sign this form for it to be considered complete.			

Ride. Race. Enjoy.

ABN 83 057 830 083

Office 38
1 International Drive
West Meadows
Victoria 3043
Australia

P.O. Box 2162
Gladstone Park
Victoria 3043

Tel: (03) 9684 0500
E: mail@ma.org.au
www.ma.org.au

International
Tel: +61 3 9684 0500

The national body of
motorcycle sport in
Australia affiliated to the
Federation Internationale de
Motocyclisme [F.I.M.]



Supported by



Australian Government
Australian Sports Commission